

SWITCHES ROCKER

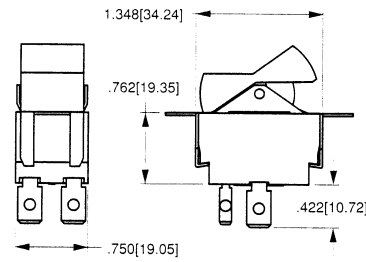
SPECIFICATIONS:

Current Rating:	15A @ 125V AC, 10A @ 250V AC 3/4 HP @ 125-250V AC
Insulation Resistance:	100 Meg ohm (Min.)
Dielectric Strength:	1000V (Min.)
Base Material:	Phenolic
Terminal Type:	.250" Quick Connect

Part No.	Type	Action			Actuator
30-16600	SPST	ON	-	OFF	Black Nylon
30-16610	SPDT	ON	-	ON	Black Nylon
30-16620	SPDT	ON	OFF	ON	Black Nylon
30-16630	DPST	ON	-	OFF	Black Nylon
30-16640	DPDT	ON	-	ON	Black Nylon
30-16680	DPDT	ON	-	(ON)	Black Nylon

Note: () = Momentary

AC/DC HEAVY DUTY ROCKER SWITCHES



Mounting Hole: 0.83" x 1.45"

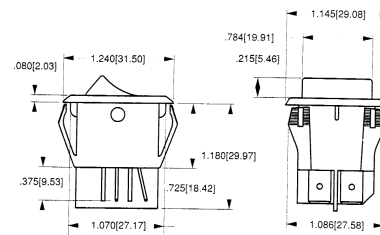
SPECIFICATIONS:

Current Rating:	20A @ 125V AC, 15A @ 250VAC, 125A Peak Inrush current
Insulation Resistance:	100 Meg ohm (Min.)
Dielectric Strength:	1000V (Min.)
Base Material:	Nylon
Terminal Type:	.250" Quick Connect

Part No.	Type	Action			Actuator
30-16564	DPST	ON	-	OFF	Black Nylon
30-16625*	DPST	ON	-	OFF	Black Nylon w/on-off Legend

* 30-16625 = 3/4HP 125-250VAC

HEAVY DUTY ROCKER SWITCH



Mounting Hole: 0.872" x 1.072"

SPECIFICATIONS:

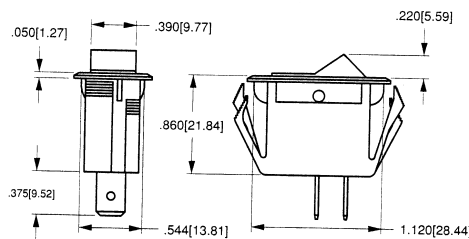
Current Rating:	10A @ 125VAC, 5A @ 250 VAC, 1/2HP 125-250VAC
Insulation Resistance:	100 Meg ohms (Min.)
Dielectric Strength:	1000V (Min.)
Base Material:	Nylon
Terminal Type:	.250" Quick Connect

Part No.	Type	Action			Actuator
30-370	SPST	ON	-	(OFF)	White Nylon
30-16751*	SPST	ON	-	(ON)	White Nylon

Note: () = Momentary

* 30-16751 = 15A @ 125VAC, 10A @ 250VAC, 3/4HP 125-250VAC

"V" STYLE ROCKER SWITCH



Mounting Hole: 0.55" x 1.125"

SPECIFICATIONS:

Current Rating:	20A @ 12VDC
Initial Contact Resistance:	10 Milli ohms (Max) @ 4VDC
Insulation Resistance:	50 Meg ohms
Dielectric Strength:	1500 Volts RMS
Contact Material:	Silver CAD-Oxide, Silver Tin-Oxide, Fine Silver
Terminal Material:	Brass or Copper/Silver Plate
Terminal Type:	.250" Quick Connect

Part No.	Type	Action			Actuator
30-16500	SPST	ON	-	OFF	Black with Amber Lens
30-16505	SPST	ON	-	OFF	Black with Green Lens
30-16510	SPST	ON	-	OFF	Black with Red Lens
30-16515	SPST	ON	-	OFF	Black with Blue Lens
30-16520	DPDT	ON	OFF	ON	Black with Amber Lens
30-16525	DPDT	ON	OFF	ON	Black with Green Lens
30-16530	DPDT	ON	OFF	ON	Black with Red Lens
30-16535	DPDT	ON	OFF	ON	Black with Blue Lens
30-16560	DPDT	(ON)	OFF	(ON)	Black with Amber Lens
30-16565	DPDT	(ON)	OFF	(ON)	Black with Green Lens
30-16570	DPDT	(ON)	OFF	(ON)	Black with Red Lens
30-16575	DPDT	(ON)	OFF	(ON)	Black with Blue Lens
30-16580*	SPST	ON	-	OFF	Black Nylon**
30-16585	DPDT	ON	-	ON	Black Nylon**
30-16590	DPDT	ON	OFF	ON	Black Nylon**

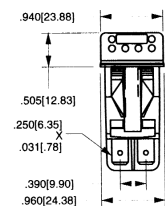
Note () = Momentary

* 30-16580 15A @ 125VAC, 10A @ 250VAC, 1/2HP 125-250VAC, UL/CSA

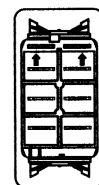
** = Non Lighted

Lamp is incandescent 12V Rated @ 10,000 Hrs.

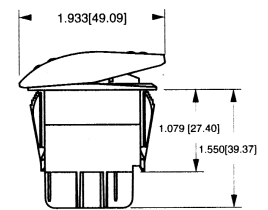
SEALED LIGHTED ROCKER SWITCH



8 TERMINAL BASE
W/BARRIERS



BOTTOM VIEW
TERMINAL
ARRANGEMENT
8 TERMINAL BASE



8 TERMINAL
BASE
W/BARRIERS

Mounting Hole: 0.83" x 1.45"