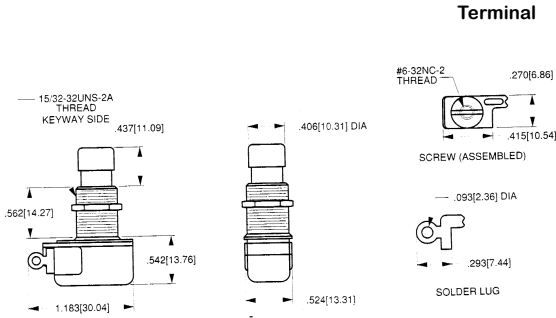


SWITCHES PUSH BUTTON

AC/DC PUSH BUTTON SWITCHES



SPECIFICATIONS:

Current Rating:	6A @ 125V AC, 3A @ 250V AC
Insulation Resistance:	100 Meg ohms. (Min.)
Dielectric Strength:	1000V (Min.)
Base Material:	Phenolic
Actuator & Bushing Material:	Brass/Nickel Plate
Actuation Force:	6-8 lbs.

Part No.	Type	Action		Terminal
30-14348	SPST	ON	- OFF	Solder
30-14349	SPST	ON	- OFF	Screw
30-14450	SPST	OFF	- (ON)	Solder
30-14451	SPST	(OFF)	- ON	Solder

NOTE: () = Momentary

PUSH BUTTON SWITCH CAPS (.60" O.D.)

Mounting Hole: 0.500"

Part No.	Type	Color	Material
30-14436	Packaged	(1) Red + (1) Black	Plastic
30-14437B	Bulk	Red	Plastic
30-14438B	Bulk	Black	Plastic

NON LIGHTED & LIGHTED LARGE ROUND PUSH BUTTON SWITCHES

SPECIFICATIONS:

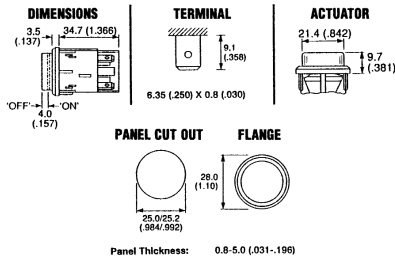
ELECTRICAL RATINGS:		
16A	125-250V AC 65C	UL E45221
1/2HP	125V AC 1HP 250V	UL E45221
16A	125-250V AC	CSA LR10990
16 (4)A	250V AC T125	VDE 44397
35A	Inrush	EN61058-1

MATERIALS:
Body: Nylon 6.6
Actuator Transparent: Polycarbonate
Contact Gap: 3mm (.118)
Contact Material: Silver (for additional specifications consult factory)

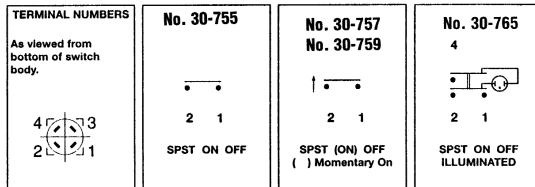
Part No.	Type	Action		Actuator
30-755	SPST	ON	- OFF	Red Plastic
30-757	SPST	(ON)	- OFF	Red Plastic
30-759	SPST	(ON)	- OFF	Black Plastic
30-765	SPST	ON	- OFF	Lighted Amber

* Lamp Voltage 105-130V AC Neon

NOTE: () = Momentary



MODEL / CIRCUIT DIAGRAMS



LIGHTED PUSH BUTTON SWITCHES

SPECIFICATIONS:

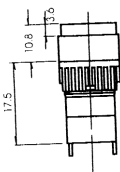
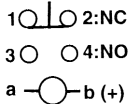
Current Rating:	8A @ 125V AC, 5A-250VAC, 6A @ 24V DC, .2A @ 250VDC
Initial Contact Resistance:	AC-1A 10 Meg ohms
Insulation Resistance:	5000 VDC 1000 Meg ohms
Insulation Voltage:	4000V, 60Hz 1 min. Between all terminals & gnd.
Contact Material:	Silver
Body Material:	Thermoplastic
Terminal Type:	Solder

Part No.	Type	Action		Actuator
30-14512	SPST	OFF	- (ON)	Square Plastic
30-14514	SPST	OFF	- ON	Square Plastic
30-14530	DPST	ON	- ON	Square Plastic
30-14531	DPST	ON	- ON	Rectangular Plastic
30-14532	SPST	OFF	- (ON)	Rectangular Plastic

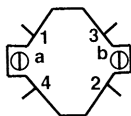
Note: () = Momentary

Lamp: Midget Groove Base

For bulk, Lenses are not included and must be ordered separately

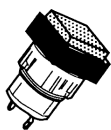


* BOTTOM VIEW



Mounting Hole: 0.625"

Replacement Colored Lenses for Lighted Push Button Switches



Square .60" x .60"

No. 30-14535 Green
 No. 30-14537 Red
 No. 30-14538 Clear
 No. 30-14539 Yellow



Rectangular .60" x .85"

No. 30-14540 Green
 No. 30-14542 Red
 No. 30-14543 Clear
 No. 30-14544 Yellow